

RESOLUTION NO. 1965

A RESOLUTION OF THE MAYOR AND COMMON COUNCIL OF THE TOWN OF PRESCOTT VALLEY, A MUNICIPAL CORPORATION OF ARIZONA, ADOPTING THE TENTATIVE BUDGET FOR THE TOWN FOR FISCAL YEAR 2016-2017; GIVING NOTICE OF THE TIME AND PLACE OF THE HEARING SCHEDULED FOR ADOPTION OF THE FINAL BUDGET; AND PROVIDING THAT THIS RESOLUTION SHALL BE EFFECTIVE AFTER ITS PASSAGE AND APPROVAL ACCORDING TO LAW.

NOW, THEREFORE, BE IT RESOLVED by the Mayor and Common Council of the Town of Prescott Valley, Yavapai County, Arizona as follows:


SECTION I: That, in accordance with the provisions of the laws of the State of Arizona, the statements and schedules herein attached are hereby adopted for the purpose as hereinafter set forth as the Tentative Budget for the Town of Prescott Valley for the Fiscal Year 2016-2017.

SECTION II: That the Town Clerk be and hereby is authorized and directed to publish in the manner prescribed by law, the estimates of expenditures in Exhibit A attached hereto and expressly made a part hereof, together with the notice that the Mayor and Common Council will meet for the purpose of conducting a final public hearing and adopting the 2016-2017 Annual Budget for the Town of Prescott Valley on June 23, 2016, at the hour of 5:30 p.m. in the Auditorium of the Prescott Valley Public Library, at 7401 East Civic Circle, Prescott Valley, AZ (see Exhibit B attached hereto and expressly made a part hereof).


SECTION III: That the statements and schedules of the Tentative Budget are attached hereto, incorporated by reference herein, and adopted by reference as the Tentative Budget by the Town of Prescott Valley for the 2016-2017 Fiscal Year.

SECTION IV: That this Resolution shall be effective after its passage and approval according to law.

RESOLVED by the Mayor and Common Council of the Town of Prescott Valley, Yavapai County, Arizona, this 19th day of May 2016.


Harvey C. Skoog, Mayor

ATTEST:


Diane Russell, Town Clerk

APPROVED AS TO FORM:



Ivan Legler, Town Attorney

EXHIBIT "A"

Estimates of Expenditures in FY 2016-2017

Schedule A

TOWN OF PRESCOTT VALLEY
 Summary Schedule of Estimated Revenues and Expenditures/Expenses
 Fiscal Year 2017

Fiscal Year	S c h	FUNDS								
		General Fund	Special Revenue Fund	Debt Service Fund	Capital Projects Fund	Permanent Fund	Enterprise Funds Available	Internal Service Funds	Total All Funds	
2016	Adopted/Adjusted Budgeted Expenditures/Expenses*	E	27,022,475	12,728,115	4,185,463	5,325,000	0	21,338,217	0	70,599,270
2016	Actual Expenditures/Expenses**	E	25,792,449	6,396,654	13,255,556	1,565,786	0	17,790,979	0	64,801,424
2017	Fund Balance/Net Position at July 1***		14,111,107	4,015,495	14,217,200	5,704,000		71,887,641		109,935,443
2017	Primary Property Tax Levy	B	0							0
2017	Secondary Property Tax Levy	B								0
2017	Estimated Revenues Other than Property Taxes	C	34,961,059	11,112,328	0	2,530,000	0	15,205,500	0	63,808,887
2017	Other Financing Sources	D	0	0	0	0	0	0	0	0
2017	Other Financing (Uses)	D	0	0	0	0	0	0	0	0
2017	Interfund Transfers In	D	0	2,000,000	4,288,503	0	0	242,712	0	6,531,215
2017	Interfund Transfers (Out)	D	4,145,914	911,889	0	1,230,700	0	242,712	0	6,531,215
2017	Reduction for Amounts Not Available:									
2017	LESS: Amounts for Future Debt Retirement:									0
										0
										0
										0
2017	Total Financial Resources Available		44,926,252	16,215,934	18,505,703	7,003,300	0	87,093,141	0	173,744,330
2017	Budgeted Expenditures/Expenses	E	30,003,904	15,473,057	4,288,503	4,095,000	0	21,825,013	0	75,685,477

2-15

EXPENDITURE LIMITATION COMPARISON

1. Budgeted expenditures/expenses
2. Add/subtract: estimated net reconciling items
3. Budgeted expenditures/expenses adjusted for reconciling items
4. Less: estimated exclusions
5. Amount subject to the expenditure limitation
6. EEC expenditure limitation

	2016	2017
1. Budgeted expenditures/expenses	\$ 70,599,270	\$ 75,685,477
2. Add/subtract: estimated net reconciling items		
3. Budgeted expenditures/expenses adjusted for reconciling items	70,599,270	75,685,477
4. Less: estimated exclusions		
5. Amount subject to the expenditure limitation	\$ 70,599,270	\$ 75,685,477
6. EEC expenditure limitation	\$	\$

The city/town does not levy property taxes and does not have special assessment districts for which property taxes are levied. Therefore, Schedule B has been omitted.

* Includes Expenditure/Expense Adjustments Approved in the current year from Schedule E.
 ** Includes actual amounts as of the date the proposed budget was prepared, adjusted for estimated activity for the remainder of the fiscal year.
 *** Amounts on this line represent Fund Balance/Net Position amounts except for amounts not in spendable form (e.g., prepaids and inventories) or legally or contractually required to be maintained intact (e.g., principal of a permanent fund).

TOWN OF PRESCOTT VALLEY
Revenues Other Than Property Taxes
Fiscal Year 2017

TENTATIVE

SOURCE OF REVENUES	ESTIMATED REVENUES 2016	ACTUAL REVENUES* 2016	ESTIMATED REVENUES 2017
GENERAL FUND			
Local taxes			
City Sales Tax	\$ 13,347,000	\$ 15,157,000	\$ 18,434,000
Sales Tax Audits	10,000		
Franchise Taxes	425,000	370,400	400,000
Licenses and permits			
General	132,000	138,700	134,750
Inspection Fee	3,500	3,300	4,000
Location Fee	1,200	1,400	1,200
Peddlers	300	400	300
Penalty Fee	1,600	2,100	1,600
Application Fee	3,500	4,800	3,750
Building Permits	1,700,000	802,600	800,000
Building - Plan Reviews	100,000	207,100	190,000
Building - Reinspection Fee	50,000	48,700	45,000
Animal License	25,000	24,800	25,000
Intergovernmental			
Urban Revenue Sharing	4,674,164	4,674,200	5,165,445
Auto Lieu Tax	2,300,640	2,243,700	2,516,899
State Sales Tax	3,708,786	3,633,000	3,974,082
Yavapai County	908,000	961,023	918,000
Yavapai College	70,000	66,700	70,000
Administrative Fees	785,684	785,684	850,333
CFD - Application/Expenses	43,000	53,800	43,000
Charges for services			
Engineering Fees	3,000	6,500	5,500
Planning and Zoning Fees	62,000	105,900	503,750
Copies	2,000	2,900	2,000
Police Fees	17,300	20,300	18,000
Library Fees	10,000	12,200	9,500
Parks and Recreation Fees	202,000	213,200	207,000
Fines and forfeits			
Court Fines	288,000	333,700	308,000
Library Fines	20,000	28,000	25,000
Photo Enforcement Collections		9,300	
Restitution	1,000	900	1,000
Interest on investments			
Earnings on Investments	60,000	69,100	70,000
Facility Rentals	47,500	68,800	57,500
Antenna Lease	65,000	90,500	90,000
Apartment Surcharge	45,000	56,000	50,000
Miscellaneous			
Miscellaneous	42,450	81,200	36,450
Total General Fund	\$ 29,154,624	\$ 30,277,907	\$ 34,961,059

* Includes actual revenues recognized on the modified accrual or accrual basis as of the date the proposed budget was prepared, plus estimated revenues for the remainder of the fiscal year.

TOWN OF PRESCOTT VALLEY **TENTATIVE**
 Revenues Other Than Property Taxes
 Fiscal Year 2017

SOURCE OF REVENUES	ESTIMATED REVENUES 2016	ACTUAL REVENUES* 2016	ESTIMATED REVENUES 2017
SPECIAL REVENUE FUNDS			
REPLACEMENT FUND			
Earnings on Investments	\$ 1,000	\$ 900	\$ 1,000
Gain on Disposal	5,000	59,200	15,000
TOTAL REPLACEMENT FUND	\$ 6,000	\$ 60,100	\$ 16,000
HIGHWAY USERS REVENUE FUND			
Highway User Revenue	\$ 2,917,844	\$ 2,994,200	\$ 3,242,388
Clean Up Day Fees	5,000	5,800	5,000
Earnings on Investments	6,000	3,600	6,000
Miscellaneous		400	
TOTAL HIGHWAY USER REVENUE FUND	\$ 2,928,844	\$ 3,004,000	\$ 3,253,388
UNS FACILITIES RELOCATION FUND			
Franchise Tax	\$ 225,000	\$ 198,700	\$ 200,000
TOTAL UNS RELOCATION FUND	\$ 225,000	\$ 198,700	\$ 200,000
ENTERTAINMENT AREA - TOWN FUND			
City Sales Tax	\$ 280,000	\$ 279,700	\$ 280,000
TOTAL ENTERTNMNT AREA - TOWN FUND	\$ 280,000	\$ 279,700	\$ 280,000
ENTERTAINMENT AREA - DEVELOPER FUND			
City Sales Tax	\$ 280,000	\$ 279,700	\$ 280,000
Earnings on Investments		700	
TOTAL ENTERTNMNT AREA - DEV. FUND	\$ 280,000	\$ 280,400	\$ 280,000
EVENT CENTER FUND			
City Sales Tax	\$ 15,000	\$ 15,300	\$ 20,000
TOTAL EVENT CENTER FUND	\$ 15,000	\$ 15,300	\$ 20,000
IMPOUNDMENT FEE FUND			
Hearing Fee - Sec 28-3511	\$ 35,000	\$ 45,500	\$ 40,000
TOTAL IMPOUNDMENT FEE FUND	\$ 35,000	\$ 45,500	\$ 40,000
PUBLIC SAFETY FUND			
Public Safety - 41-1723	\$ 8,000	\$ 7,900	\$ 8,000
TOTAL PUBLIC SAFETY FUND	\$ 8,000	\$ 7,900	\$ 8,000
DONATION FUND			
Earnings on Investments		\$ 800	
TOTAL DONATION FUND		\$ 800	
MARANDA FUND			
Earnings on Investments		\$ 1,400	
TOTAL MARANDA FUND		\$ 1,400	
IMPACT FEE FUNDS			
Earnings on Investments	\$ 5,700	\$ 15,300	\$ 5,700
Impact Fees	1,245,000	2,180,014	2,160,000
TOTAL IMPACT FEE FUNDS	\$ 1,250,700	\$ 2,195,314	\$ 2,165,700

* Includes actual revenues recognized on the modified accrual or accrual basis as of the date the proposed budget was prepared, plus estimated revenues for the remainder of the fiscal year.

TOWN OF PRESCOTT VALLEY
Revenues Other Than Property Taxes
Fiscal Year 2017

TENTATIVE

SOURCE OF REVENUES	ESTIMATED REVENUES 2016	ACTUAL REVENUES* 2016	ESTIMATED REVENUES 2017
GRANT FUNDS			
Federal Grants	\$ 5,284,462	\$ 5,284,462	\$ 3,749,240
State Grants	436,800	436,800	1,000,000
Cultural Grants	100,000	100,000	100,000
TOTAL GRANT FUNDS	\$ 5,821,262	\$ 5,821,262	\$ 4,849,240
Total Special Revenue Funds	\$ 10,849,806	\$ 11,910,376	\$ 11,112,328
DEBT SERVICE FUNDS			
MUNICIPAL PROPERTY CORPORATION			
Earnings on Investments	\$	\$ 1,216	\$
Trust Interest		100	
TOTAL MPC FUNDS	\$	\$ 1,316	\$
PRIVATE PLACEMENT			
Bond Proceeds	\$	\$ 8,845,000	\$
TOTAL PP FUNDS	\$	\$ 8,845,000	\$
CERTIFICATE OF PARTICIPATION FUNDS			
Earnings on Investments	\$	\$ 10,616	\$
Trust Interest		11	
TOTAL COP FUNDS	\$	\$ 10,627	\$
Total Debt Service Funds	\$	\$ 8,856,943	\$
CAPITAL PROJECTS FUNDS			
STREETS CAPITAL PROJECTS			
City Sales Tax	\$ 2,300,000	\$ 2,394,000	\$ 2,510,000
Earning on Investments	20,000	19,200	20,000
TOTAL STREETS CAPITAL PROJECTS	\$ 2,320,000	\$ 2,413,200	\$ 2,530,000
Total Capital Projects Funds	\$ 2,320,000	\$ 2,413,200	\$ 2,530,000
ENTERPRISE FUNDS			
WASTEWATER			
Earnings on Investments	\$ 20,000	\$ 20,300	\$ 20,000
Non-Sufficient Funds Fees		9	
Refunds & Reimbursements		30,700	
Usage Charges	4,800,000	5,022,300	5,000,000
Penalties	112,000	109,000	112,000
Other		34,307	
TOTAL WASTEWATER FUND	\$ 4,932,000	\$ 5,216,616	\$ 5,132,000

* Includes actual expenditures/expenses recognized on the modified accrual or accrual basis as of the date the proposed budget was prepared, plus estimated expenditures/expenses for the remainder of the fiscal year.

TOWN OF PRESCOTT VALLEY **TENTATIVE**
 Revenues Other Than Property Taxes
 Fiscal Year 2017

SOURCE OF REVENUES	ESTIMATED REVENUES 2016	ACTUAL REVENUES* 2016	ESTIMATED REVENUES 2017
WASTEWATER RESERVE FUND			
Earnings on Investments	\$	\$ 6,600	\$
TOTAL WASTEWATER RESERVE FUND	\$	\$ 6,600	\$
WASTEWATER REPLACEMENT FUND			
Earnings on Investments	\$	\$ 4,100	\$
TOTAL WASTEWATER REPLACEMENT FUND	\$	\$ 4,100	\$
WATER FUND			
Earnings on Investments	\$ 20,000	\$ 26,800	\$ 30,000
Antenna Lease	45,000	45,900	45,000
Usage Fees	7,500,000	7,197,600	7,500,000
Water Meter Charge	100,000	219,800	150,000
Fire Protection	30,000	29,600	30,000
Water Tap Fees	2,000	1,800	2,000
Penalties	145,000	138,600	139,000
Service Fees	110,000	115,100	115,000
Non-Sufficient Funds Fees	2,000	2,900	2,500
Other	1,000	500	500
TOTAL WATER FUND	\$ 7,955,000	\$ 7,778,600	\$ 8,014,000
RECLAIMED WATER			
Usage Fees	\$ 20,000	\$ 16,700	\$ 20,000
TOTAL RECLAIMED WATER FUND	\$ 20,000	\$ 16,700	\$ 20,000
WATER RESOURCE/RECHARGE			
Water Resource Fees	\$ 375,000	\$ 684,400	\$ 600,000
Water Sub Contracts		346,181	
TOTAL WATER RESOURCE/RECHARGE FUND	\$ 375,000	\$ 1,030,581	\$ 600,000
WATER RESOURCE - UVRWPC			
Federal Grant	\$ 250,000	\$	\$
State Grant	106,500		135,000
UVRWPC Contributions	104,500	156,500	144,500
TOTAL WATER RESOURCE - UVRWPC FUND	\$ 461,000	\$ 156,500	\$ 279,500
WATER CAPACITY			
Recovery of Prior Year Expense/Revenue	\$ 10,000	\$ 14,900	\$ 10,000
Capacity Charges	190,000	391,400	350,000
TOTAL WATER CAPACITY FUND	\$ 200,000	\$ 406,300	\$ 360,000
WASTEWATER CAPACITY			
Capacity Charges	\$ 425,000	\$ 833,700	\$ 800,000
TOTAL WASTEWATER CAPACITY FUND	\$ 425,000	\$ 833,700	\$ 800,000
Total Enterprise Funds	\$ 14,368,000	\$ 15,449,697	\$ 15,205,500
TOTAL ALL FUNDS	\$ 56,692,430	\$ 68,908,123	\$ 63,808,887

* Includes actual expenditures/expenses recognized on the modified accrual or accrual basis as of the date the proposed budget was prepared, plus estimated expenditures/expenses for the remainder of the fiscal year.

TENTATIVE

TOWN OF PRESCOTT VALLEY
Other Financing Sources/<Uses> and Interfund Transfers
 Fiscal Year 2017

FUND	OTHER FINANCING 2017		INTERFUND TRANSFERS 2017	
	SOURCES	<USES>	IN	<OUT>
GENERAL FUND				
	\$	\$	\$	\$ 4,145,914
Total General Fund	\$	\$	\$	\$ 4,145,914
SPECIAL REVENUE FUNDS				
Highway Users Revenue Fund	\$	\$	\$ 2,000,000	\$
Impact Fee Funds				911,889
Total Special Revenue Funds	\$	\$	\$ 2,000,000	\$ 911,889
DEBT SERVICE FUNDS				
Municipal Property Corporation Func	\$	\$	\$ 3,072,651	\$
Private Placement Fund			331,952	
Certificates of Participation Fund			883,900	
Total Debt Service Funds	\$	\$	\$ 4,288,503	\$
CAPITAL PROJECTS FUNDS				
Streets Captial Project Fund	\$	\$	\$	\$ 1,230,700
Total Capital Projects Funds	\$	\$	\$	\$ 1,230,700
ENTERPRISE FUNDS				
Water Fund	\$	\$	\$	\$ 242,712
Reclaimed Water Fund			242,712	
Total Enterprise Funds	\$	\$	\$ 242,712	\$ 242,712
TOTAL ALL FUNDS	\$	\$	\$ 6,531,215	\$ 6,531,215

TOWN OF PRESCOTT VALLEY
Expenditures/Expenses by Fund
Fiscal Year 2017

TENTATIVE

FUND/DEPARTMENT	ADOPTED BUDGETED EXPENDITURES/ EXPENSES 2016	EXPENDITURE/ EXPENSE ADJUSTMENT S APPROVED 2016	ACTUAL EXPENDITURES/ EXPENSES* 2016	BUDGETED EXPENDITURES/ EXPENSES 2017
GENERAL FUND				
Town Council	\$ 124,796	\$	\$ 123,384	\$ 127,362
Executive Management	1,025,844		939,401	977,502
Town Clerk	304,045		275,519	666,022
Management Services	2,086,549		2,023,417	2,216,901
Community Development	1,430,885		1,308,450	1,501,551
Human Resources	353,036		341,211	385,144
Parks and Recreation	2,161,934		1,999,396	2,145,297
Legal	737,870		663,077	751,837
Library	1,891,658		1,665,848	1,984,881
Magistrate	594,777		537,585	594,137
Public Works	1,754,400		1,654,616	1,804,309
Police	9,748,918		9,453,068	10,716,795
Non-Departmental	4,657,763		4,807,477	5,982,166
Contingency	150,000			150,000
Total General Fund	\$ 27,022,475	\$	\$ 25,792,449	\$ 30,003,904
SPECIAL REVENUE FUNDS				
Replacement Fund	\$	\$	\$ 1,764	\$
Highway Users Revenue Fund	3,320,103		3,272,725	5,053,817
UNS Facilities Relocation Fund	360,000			360,000
Entertainment Area - Town Fund	280,000		281,175	280,000
Entertainment Area - Dev Fund	280,000		282,245	280,000
Event Center Fund	15,000		21,231	20,000
Impoundment Fee Fund	35,000		35,000	40,000
Public Safety Fund	8,000		5,713	8,000
Donation Fund	125,000		125,401	75,000
Impact Fee Funds	2,375,000		1,177,496	4,507,000
Grant Funds	5,930,012		1,193,904	4,849,240
Total Special Revenue Funds	\$ 12,728,115	\$	\$ 6,396,654	\$ 15,473,057
DEBT SERVICE FUNDS				
Municipal Property Corporatic	\$ 2,945,851	\$	\$ 2,941,259	\$ 3,072,651
Private Placement			9,074,066	331,952
Certificates of Participation	1,239,612		1,239,572	883,900
Assessments			659	
Total Debt Service Funds	\$ 4,185,463	\$	\$ 13,255,556	\$ 4,288,503
CAPITAL PROJECTS FUNDS				
Streets Capital Projects	\$ 5,325,000	\$	\$ 1,565,786	\$ 4,095,000
Total Capital Projects Funds	\$ 5,325,000	\$	\$ 1,565,786	\$ 4,095,000

* Includes actual expenditures/expenses recognized on the modified accrual or accrual basis as of the date the proposed budget was prepared, plus estimated expenditures/expenses for the remainder of the fiscal year.

TOWN OF PRESCOTT VALLEY
Expenditures/Expenses by Fund
Fiscal Year 2017

TENTATIVE

FUND/DEPARTMENT	ADOPTED BUDGETED EXPENDITURES/ EXPENSES 2016	EXPENDITURE/ EXPENSE ADJUSTMENT S APPROVED 2016	ACTUAL EXPENDITURES/ EXPENSES* 2016	BUDGETED EXPENDITURES/ EXPENSES 2017
ENTERPRISE FUNDS				
Wastewater Fund	\$ 7,182,798	\$	\$ 6,918,073	\$ 7,356,552
Wastewater Replacement Fund	250,000			
Wastewater Capacity	2,622,161			1,201,767
Water Fund	9,407,577		9,450,418	10,078,916
Water Capacity				1,160,000
Reclaimed/Recharge Water Fund	271,973		213,672	262,712
Water Resource/Recharge Fund	1,103,208		1,055,636	1,408,566
Water Resource - UVRWPC	500,500		153,180	356,500
Total Enterprise Funds	\$ 21,338,217	\$	\$ 17,790,979	\$ 21,825,013
TOTAL ALL FUNDS	\$ 70,599,270	\$	\$ 64,801,424	\$ 75,685,477

* Includes actual expenditures/expenses recognized on the modified accrual or accrual basis as of the date the proposed budget was prepared, plus estimated expenditures/expenses for the remainder of the fiscal year.

TOWN OF PRESCOTT VALLEY
Full-Time Employees and Personnel Compensation
Fiscal Year 2017

TENTATIVE

FUND	Full-Time Equivalent (FTE) 2017	Employee Salaries and Hourly Costs 2017	Retirement Costs 2017	Healthcare Costs 2017	Other Benefit Costs 2017	Total Estimated Personnel Compensation 2017
GENERAL FUND	230.10	\$ 12,129,821	\$ 2,524,917	\$ 2,265,867	\$ 605,318	\$ 17,525,923
SPECIAL REVENUE FUNDS						
Highway Users Revenue Fund	16.00	\$ 606,170	\$ 92,567	\$ 119,518	\$ 83,740	\$ 901,995
Impoundment Fee Fund		40,000				40,000
Grant Funds		183,857	19,128	16,480	5,335	224,800
Total Special Revenue Funds	16.00	\$ 830,027	\$ 111,695	\$ 135,998	\$ 89,075	\$ 1,166,795
ENTERPRISE FUNDS						
Wastewater Fund	2.25	\$ 143,408	\$ 23,720	\$ 23,436	\$ 2,651	\$ 193,215
Water Fund	2.25	184,699	30,543	30,525	3,309	249,076
Water Resource/Recharge	1.00	100,180	16,584	8,377	617	125,758
Total Enterprise Funds	5.50	\$ 428,287	\$ 70,847	\$ 62,338	\$ 6,577	\$ 568,049
TOTAL ALL FUNDS	251.60	\$ 13,388,135	\$ 2,707,459	\$ 2,464,203	\$ 700,970	\$ 19,260,767

EXHIBIT "B"

Notice of Public Hearing

EXHIBIT "B"

TOWN OF PRESCOTT VALLEY
NOTICE OF PUBLIC HEARING

The Common Council of the Town of Prescott Valley, Arizona, will hold a public hearing for the adoption of the Fiscal Year 2016-2017 Budget for the Town of Prescott Valley.

The public hearing will be held at 5:30 p.m. on Thursday, June 23, 2016, in the Auditorium of the Prescott Valley Public Library, 7401 East Civic Circle, Prescott Valley, Arizona.

Any interested citizen may review the Tentative Budget at the Executive Management Office (fourth floor) at the Prescott Valley Civic Center, 7501 East Civic Circle, Monday through Friday 8:00 a.m. to 5:00 p.m.; the Prescott Valley Public Library, 7401 East Civic Circle, Monday through Thursday 9:00 a.m. to 8:00 p.m., Friday 9:00 a.m. to 5:00 p.m., or Saturday 9:00 a.m. to 3:00 p.m.; the Town's website at www.pvaz.net; or other arrangements can be made by calling (928) 759-3002.

Published: June 8, 2016 and June 15, 2016